

Impact of NM Sexual Assault Services in FY2023

NMCSAP

Total Number of Survivors Served:

4,634

41% were children

3,830

Secondary survivors were also served (non offending family members, partners, etc.)

UNDERSERVED GROUPS

42% of survivors self reported having one or more disabilities

6% of survivors' primary residence was on Tribal land

34% of survivors were from rural NM

306 survivors or family members needed services in a language other than English



CRISIS INTERVENTION



13,226 crisis calls

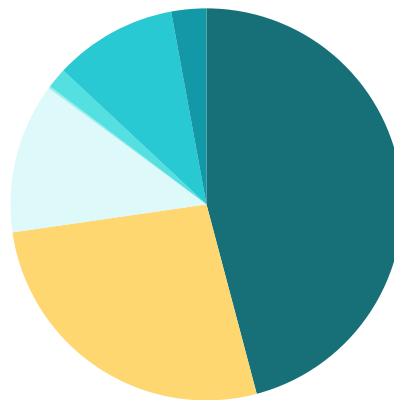
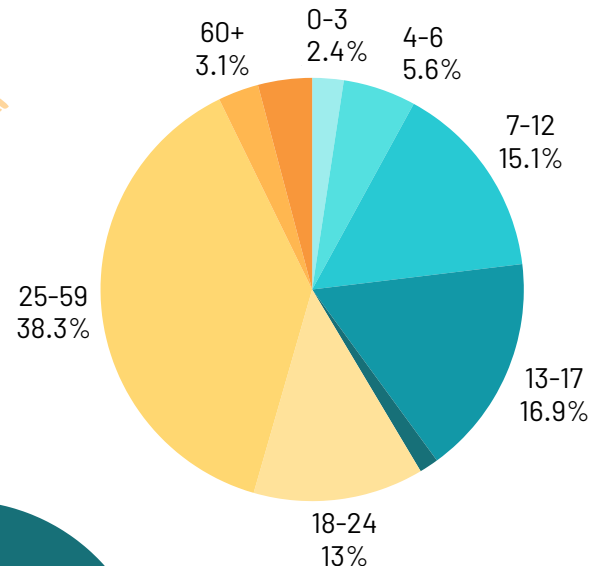


1,113 SANE exams



6,156 therapy clients

AGE OF SURVIVORS



White 26.8%
Hispanic/Latino 45.9%
Black/African Am. 2.9%
Am. Indian/Alaska Native 10.2%
Asian 1.7%
Native Hawaiian/Pacific Islander 0.2%
Unknown/Other 12.4%

PREVENTION WORK

Outreach

(including trainings, tabling, etc.)

804
events

49,909
people reached

Education

(including school based prevention, developing workplace policies, etc.)

2,461
events

48,214
people reached

Impact of NM Sexual Assault Services

Preliminary FY2024 NMCSAP

**Total Number
of Survivors
Served:**

5,534

FY23 Total: 4,634

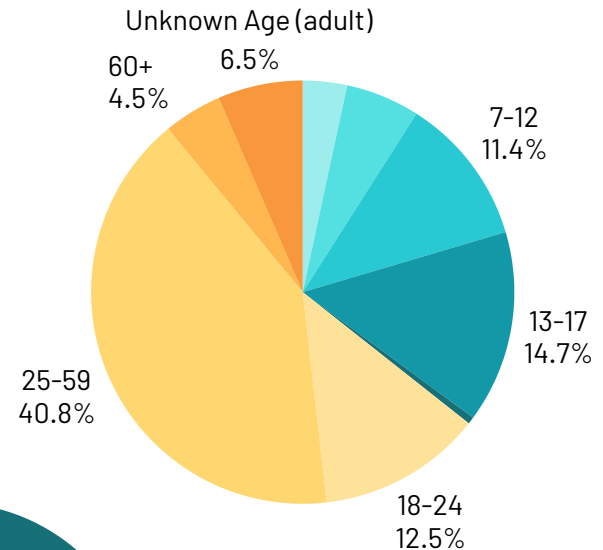
36% were children

4,679

Secondary survivors were also served
(non offending family, partners, etc.)

FY23 Total: 3,830

AGE OF SURVIVORS



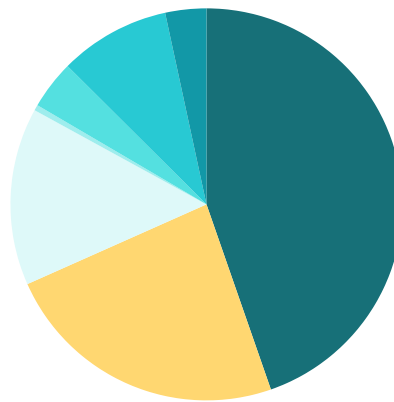
UNDERSERVED GROUPS

32% of survivors self reported
having one or more disabilities

5% of survivors' primary residence
was on Tribal land

41% of survivors were
from rural NM

561 survivors or family
members needed services
in a language other than English



White 23.7%
Hispanic/Latino 44.7%
Black/African Am. 3.4%
Am. Indian/Alaska Native 9.2%
Asian 4%
Native Hawaiian/Pacific Islander 0.5%
Unknown/Other 14.6%

CRISIS INTERVENTION



15,151 crisis calls



864 SANE exams



5,795 therapy clients

PREVENTION WORK

Outreach

(including trainings, tabling, etc.)

1,267
events

91,343
people reached

Education

(including school based prevention,
developing workplace policies, etc.)

2,494
events

45,856
people reached